

HOST CODES and ORDERING GIFTS!

In response to changing policies at Stampin' Up - I'm having to adjust my Ordering Gift policy as well. ☹️ I'm having to get a little more hard-over on the adding of Host codes when you place your order thru my Online Store.

Not to worry - you're still going to get that \$10 ordering gift for orders of \$50 (before shipping & tax) or greater (I haven't completely lost my marbles!). And the gift is any SU! product up to that \$10 value - which includes some of our fun Host Sets!


But - **if you DO NOT use the code** for your orders of less than \$150 (this is the RETAIL total before Shipping & Handling), then you'll have two options:

1. You'll need to call Stampin' Up! (1-800-Stamp-Up) and ask them to add it for you.
2. If your order was over the \$50 threshold but under \$150, then...you'll forfeit that \$10 ordering gift - this is the Bummer Option....

You'll still get the monthly tutorial and link to my monthly Zoom The Craftroom (YEAH!!) but....not that free goody! And no one wants that to happen so....try to remember, okay!?

Step One - Be sure you're shopping with me!

Make sure that you can see my name on the final checkout page listed as your Demonstrator when you order so that you know that you're ordering with me and you'll get my rewards! 😊



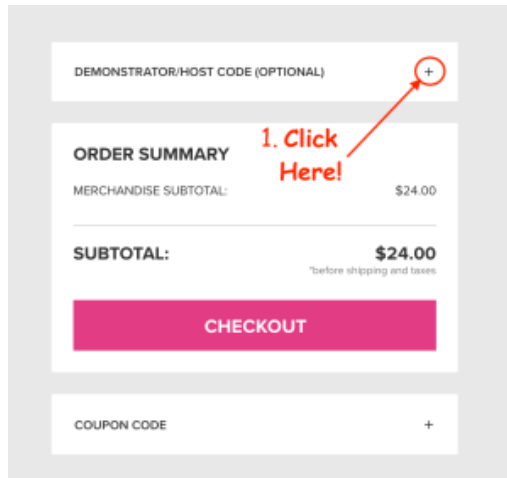
Step Two - Add the current Host Code.

When you check out, if your order is **less than \$150** (in retail - before shipping & tax), then please be sure to add my Host Code during the Checkout Process!

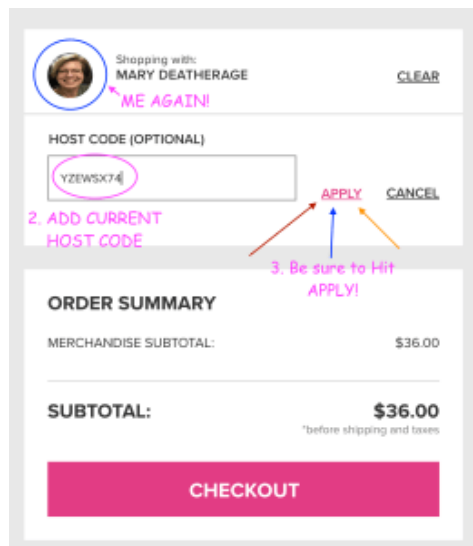
Here's how....

1. Above the giant CHECKOUT button you'll see "Demonstrator/Host Code (Optional)". Click the "+"

NOTE: For orders under \$150 you need to click this and add the Host Code - EVEN THOUGH YOU CAN SEE MY FACE IN THE TOP OF THE SCREEN!

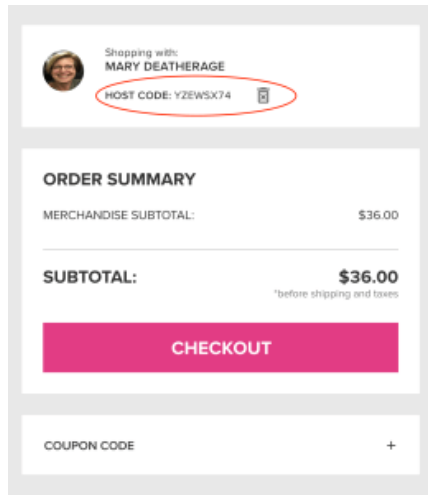


...and a text entry box will open.



2. Type the current host code (or you can copy and paste it from my Blog post each day - be sure you're in the CURRENT time frame for the code!) and then....
3. **Be sure to click "Apply". If you don't do that last piece - it won't be applied to the order!**

Once you do that this is what you'll see!



4. Click **CHECKOUT** and continue on your merry way!! :)

Remember - If your order is over \$150, please do not use my Host Code - instead - be sure to pick your OWN Stampin' Rewards goodies!! Not to worry, you'll still get the free ordering gift.

